



PLANNING YOUR ONE-OF-A-KIND
ENGAGEMENT PHOTO SESSION

engagement



A STYLE & PLANNING GUIDE FOR THE BRIDE-TO-BE
COMPLIMENTS OF WERTMAN STUDIOS



Monika Wertman
Owner & Photographer
WERTMAN STUDIOS

Congratulations, you're engaged! May this incredibly exciting and special time leading up to your wedding day be filled with **LAUGHTER, JOY** and **UNFORGETTABLE** moments.

I'm Monika, lead photographer and owner of Wertman Studios. With more than 15 years of experience photographing engagement sessions and weddings, I've learned that the most fabulous engagement photos are those that reflect the authentic personalities of the couple along with the unique love that they share. Capturing that kind of energy between two people in love is one of my absolute favorite things to photograph.

It's also the main reason why Wertman Studios includes an engagement session in our wedding collections. It's the best way for us to get to know each other! Your wedding day will be one of the most important days of your lives and we want to make sure we capture the very best photos that showcase the magic of your relationship. The engagement photo session is our time together to do just that. We allow two (2) hours for your photo session and you get to choose the location within a 25 mile radius of our Downtown Hagerstown studio. During the session both of you will have the opportunity to get comfortable in front of the camera and release any nervousness, so that your true selves shine through.

These magical moments are yours and I'd be honored to capture them for you.

As a token of celebration, here's a style and planning guide that we've put together for you. It includes frequently asked questions, best practices and tips to accompany you on the exciting journey ahead. You can use it for inspiration, to help plan your engagement photo shoot and to record special moments that will make up the chapters of your beautiful love story . . .





4

THE PROPOSAL

5

WHY ENGAGEMENT PHOTOS

6

WHEN TO SCHEDULE
YOUR ENGAGEMENT PHOTOS

7

WHERE TO TAKE
YOUR ENGAGEMENT PHOTOS

8

WHAT TO WEAR FOR
YOUR ENGAGEMENT PHOTOS





The proposal



Before diving straight into the planning process, take a mindful pause to relish in your moments, celebrate your engagement and record the details.

Date: _____

Location: _____

Details: _____



FAQ: **Do you have location recommendations?**
We know the area well and will make suggestions during our in-person consultation, based on our conversation and your personal preferences.

List what you love most about your partner and why you want to get married. What are the most important aspects to capture in your engagement photos?



Why Engagement Photos?

Photos are the best way to celebrate your engagement, commemorate your love and share the exciting news with all of your family and friends. **PLUS...**

- Your photo shoot will be a fun and intimate occasion for you and your partner to look back on for years to come.
- You'll have the chance to get comfortable in front of the camera and perfect all of your best poses.
- We'll capture lots of exciting content for you to use on your save-the-dates, invitations, wedding website and social media accounts.
- Your engagement photo session gives you time to get to know us and allows us to learn more about the two of you **BEFORE** your big day. That goes a long way in capturing meaningful and heartfelt images of your unique love.



FAQ: **Can we use our photos on save-the-dates?**
If you choose to purchase a flash drive of your images, you may use them to create invitations and/or save-the-dates. We also offer this service, so you may just decide to have us do it for you.



What is your favorite time of the year? What do you like best about it? In what season would you most like to have your engagement photos taken?

When to Schedule Your Engagement Photos

You'll want to schedule your engagement session during a season that compliments the time of year that your wedding will take place. This ensures that your engagement photos do not look too similar to your wedding photos. So, if you plan to marry in the summer, consider a winter or spring engagement session. Or, if you're marrying in the winter, let's capture your engagement photos in the summer.

For winter sessions, you'll want to come prepared with hand warmers, blankets and heavy coats that can be easily taken off and thrown back on to warm up between shots. **During warm weather sessions**, bring plenty of fluids to stay hydrated and maybe even a handheld fan to keep you cool.

As for the time of day, if you love sunsets as much as we do, we recommend the evening for a soft and warm glowing sunset. We would start about two hours before sunset to capture plenty of images leading into the golden hour and maybe even a few right after dark.



FAQ:

Will you recreate something I found on Pinterest?

Pinterest is a neat place to find lots of inspo and we encourage you to build a mood board for your session. We will use your examples as inspiration to create images in our own style and with an eye towards your personalities and choice of location.



List your favorite locations. Is there a particular place that holds special meaning for you and your partner?

Where to Take Your Engagement Photos

Choosing the perfect location requires some thought. We're super familiar with the surrounding area and always scouting out locations, so we can offer lots of great suggestions. We're also always open and excited to hear about your ideas, too. So, if you have a special place in mind, let's chat about it! Here are a few points to keep in mind as you're deciding:


- Some locations require special permissions and even fees for photographing.
- Some locations have peak seasons and are busier during certain times. We'll just want to have a plan in place so that we can dodge the crowds.
- Some locations are better than others for capturing certain types of images, like sunset photos.



FAQ:

Do I have to wear a dress for my engagement photos? Absolutely not! Our best advice is for you to wear clothing that expresses your own personal style. Wear what makes you feel most like YOU.

List some of your favorite outfits. What colors do you think look the best on you?



What to Wear for Your Engagement Photos

Your engagement photos are a big deal. They'll be displayed on everything from your save-the-dates and social media to the walls of your home, so you'll want to pull together looks that you are proud of and that best represent you.

Here are 10 style tips to consider in your planning...

- 1 Coordinate Without Matching:** Complimenting your partner's look is one thing, but matching outfits is not the way to go. By choosing colors that compliment one another, like in the samples you see throughout this guide, each of you will shine on your own AND look great together.
- 2 Avoid Patterns:** Stay away from large prints and patterns like stripes and other geometrics. They are an unnecessary distraction and they don't photograph well. If you love patterns, be sure to choose a smaller print and coordinate your fiancé's outfit to be a solid color.



FAQ: **Can we include our dog?** Yes, pets are welcome. We do recommend that you bring along a friend to watch your pet while we capture just the two of you.



Describe yours and your partner's personal style ...

3 Colors: You may love pastels, but depending on the season and your skin tone, they tend to wash you out. White and black can also be problematic. White reflects light and can wash out paler skin or contrast too much with darker skin. Black absorbs light and can visually push you to the background. Some of our fave shades are jewel-tones because they photograph well no matter what skin tone they are paired with. Think red, navy, hunter green, purple, burnt orange and the like. A general rule of thumb is, if you feel fabulous in a color, you look great in it.

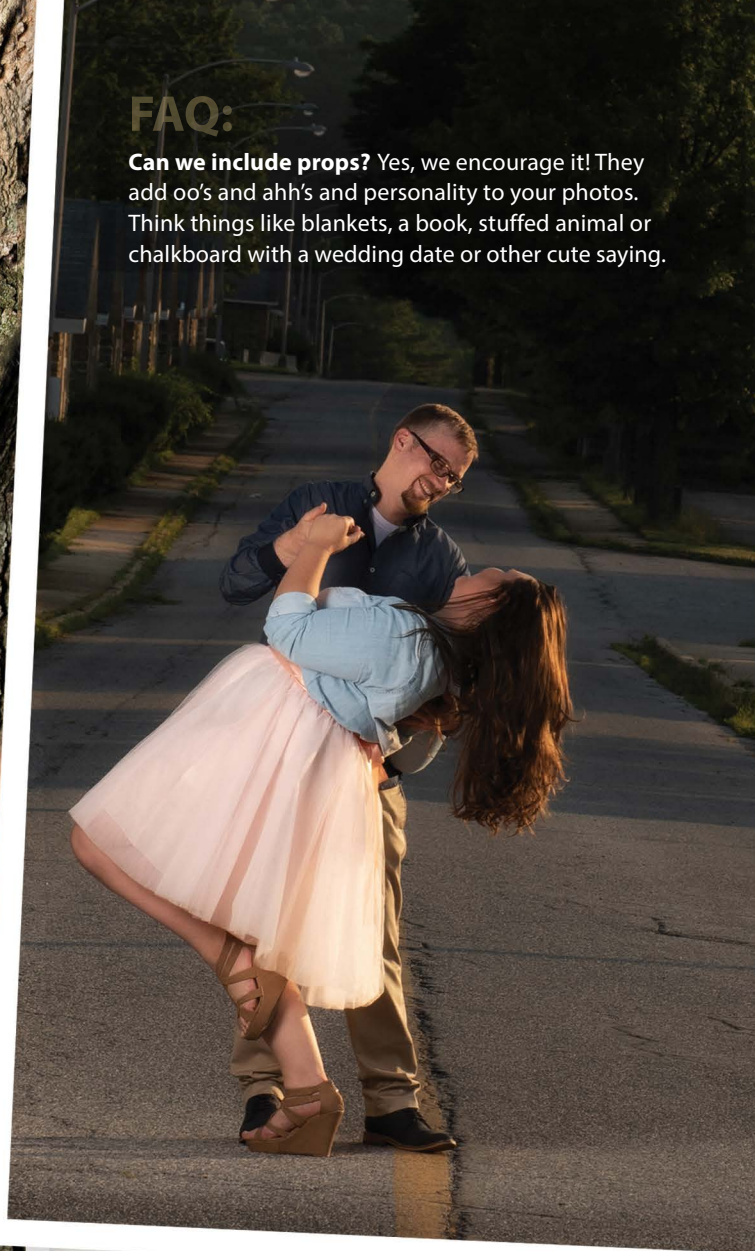
4 Casual vs. Formal: This is always a fun decision and is completely based on your personal preferences. We adore a good contrast and love to take a formal look into an urban landscape or industrial setting. This concept also works well in nature, but requires a plan that considers appropriate footwear and fabrics in order to avoid snags. Regarding casual wear, be mindful with your choices. Yes, you want to be comfy, but you still want to look your best.

5 Seasonal Wear: If you decide on a late fall or winter session, choose form-fitting sweaters. Stay warm by layering long johns underneath jeans and tights under skirts, dresses or slacks. Cute scarves and mittens are great accessories. For spring and summer, wear light fabrics that move nicely in a breeze and reflect the season.

6 Shape: Choose form-fitting over loose clothing. Stay away from blousy and gathered tops as they hide your shape and make you appear larger. If you have an hourglass figure, opt for a fitted dress or pantsuit. If you have more of a pear-shaped body go with an A-line garment. Guys always look sharp in long pants or dress shorts with button-down shirts or polos that can easily stay untucked for a casual look.

7 Shoes: Your feet will definitely be in some photos, so put some thought into your footwear. If you decide on a dress or skirt, don't wear ankle boots. Visually, they cut off your leg above the ankle and look awkward in photos. Choose a cute flat shoe, sandal or heel instead. For outdoor locations, consider a wedged shoe rather than heels so you don't sink into areas with soft ground. Depending on the season, a long boot that ends above your knee is a win. However, with formal wear, heels are a must. Pick a height that you can walk in comfortably. Men have it easier here—a loafer, boot or dress shoe works well for most any season.


8 Your Ring: We will be photographing your hands and your ring! Consider getting a manicure before your session and make sure your hands are clean. This may sound odd, but keep in mind that these will be closeups and the camera misses nothing.



FAQ:

Can we include props? Yes, we encourage it! They add oo's and ahh's and personality to your photos. Think things like blankets, a book, stuffed animal or chalkboard with a wedding date or other cute saying.

Props can spark emotion and add special meaning to your engagement photos. Make a list of potential props that could help tell your love story ...



9 Accessories: Wearing jewelry that has special meaning adds a wonderful touch to your photos. The piece should compliment your outfit without being a distraction. A statement necklace can jazz up a solid color with a high neck, and earrings can add pizzazz to any outfit. We will photograph your ring too, so go light on any bracelets and too many rings on the same hand. A good guide is always, less is more.

10 We Love Props: It's always fun to incorporate props — maybe a little chalkboard with a special saying or a giant "&" sign. Think items that bring you comfort like a cozy blanket, champagne glasses or a picnic basket, to name a few. It really all depends on your setting, style and theme. If you want to include props, let's talk about it ahead of time and come up with a solid plan.



FAQ:

Does the session fee include images? The session fee includes the two hours we spend capturing your images, one (1) outfit change, and one (1) location within a 25 mile radius of our Downtown Hagerstown studio. Purchasing images is a separate cost and there are different collections to choose from. We take great care in creating and delivering artwork that you will love.



To-Do List:

- Gather Engagement Shoot Inspiration
- Call Wertman Studios (301.693.3021) to Schedule Your In-person Consultation
- Decide on a Date and Time
- Choose Your Location
- Select Your Outfits
- Relax & Enjoy



We hope you will consider Wertman Studios for both your engagement and wedding photography and videography coverage.

We look forward to meeting you!

LET'S STAY CONNECTED:  @wertmanstudios  @wertmanphoto

WWW.WERTMANPHOTOGRAPHY.NET

59 North Potomac Street | Hagerstown, MD 21740 | 301.693.3021